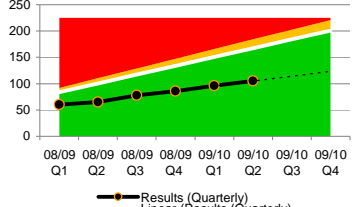
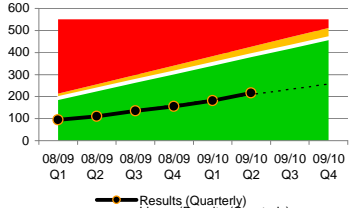
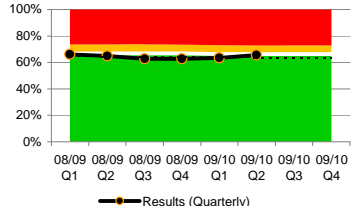
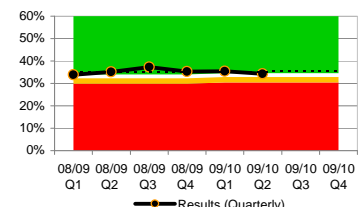



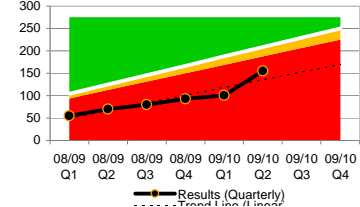
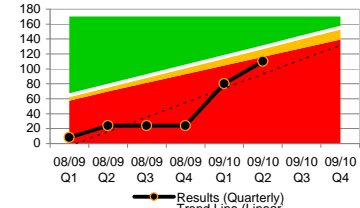
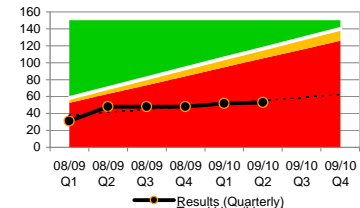
Appendix II: Quarterly Performance Highlight Report (Q2 Local Area Agreement targets & National Indicators by exception)

Deferred to 2009/10
 No information available

Ref	Ref	Lead Officer	Lead Member	Good is High or Low	Collection Details	Results 2008/09	Quarterly Results for 2009/10 (Proxy measures have been developed where indicated)				Direction of travel (latest result compared to most recent results)	Target 2009/10	Target 2010/11	Problems/Issues/Commentary (including trends)	Trend Analysis	Latest quarterly figure against yearly target	
							Q1	Q2	Q3	Q4							
Existing LAA Reward Targets 2007-10																	
LAA 1	Existing reward target: to increase percentage of schools achieving the new National Healthy Schools Standard (NHSS)	Cyndy Gray	Cllr Quick	High	Quarterly	74%	74%	75%					80% by July 2009	97% by December 2010	08/09 exceeded - 74% (Mar 09) against target of 68%. Next target was 80% by July 09. National Healthy Schools Programme Quality Assurance Group verify schools' self validation quarterly. One school committed to achieving in October validation - and more by December 09. Ongoing intensive support with remaining schools. LA stretch target 97% by December 2010.		Just Short
LAA 2.1	Existing reward target: improving the life chances of all children and young people: Percentage of all pupils (excluding those of Pakistani origin) attaining 5+ A*-C at GCSE (or equivalent) including English and Maths	Sandy Brown	Cllr Quick	High	Annual	59% (academic year 2007/08)	59.9% (based on academic year 2008/09)						61%			Just Short for LAA	
LAA 2.2	Existing reward target: improving the life chances of all children and young people: Percentage of pupils of Pakistani origin attaining 5+ A*-C at GCSE (or equivalent) including English and Maths	Sandy Brown	Cllr Quick	High	Annual	43% (academic year 2007/08)	45.6% (based on academic year 2008/09)						46.50%		Just short of target for academic year 08/09 - 45.6% against target of 46.5%.	Just Short for LAA	
LAA 3.1	Existing reward target: Narrowing the attainment gap between underachieving groups and all RBWM pupils: Percentage of boys achieving Level 4+ in writing at Key Stage 2	Karen Butler	Cllr Quick	High	Annual	66.9% (academic year 2007/08)	64.6% (based on academic year 2008/09)						64% by Aug 09		Provisional figures from KEYPAS program October 2009 Exceeded target for academic year 08/09 - 64.6% against target of 64%.	On Target for LAA	
LAA 3.2	Existing reward target: Narrowing the attainment gap between underachieving groups and all RBWM pupils : Percentage of boys achieving Level 6 in English at Key Stage 3	Karen Butler	Cllr Quick	High	Annual	32% (academic year 2007/08)	42.4% (based on academic year 2008/09)						37% by Aug 09		As a consequence of the announcement of the end of Key Stage 3 (KS3) testing, we will no longer be able to monitor progress this indicator. Clarification being sought from GOSE about the impact of their decision on the LAA reward target.	On Target	
LAA 3.3	Existing reward target: Narrowing the attainment gap between underachieving groups and all RBWM pupils : Percentage of pupils of Pakistani origin achieving Level 5+ at the end of Key Stage 3 in all three subjects of English, Maths and Science	Sandy Brown	Cllr Quick	High	Annual	50.6% (academic year 2007/08)	65.6% (based on academic year 2008/09)						54% by Aug 09		We will not be able to report against this indicator this year as there are no longer statutory national tests at the end of KS3 (figure for 2007/8 has been revised using latest pupil data)	On Target	
LAA 4.1	Existing reward target: Improve carer's quality of life: No. of carers receiving a specific service (The number of carers receiving a specific service from RBWM and its partners after receiving a carers assessment or review)	John Scaife	Cllr Dudley	High	Quarterly Cumulative	347	127	276 (149)					362		Majority of carer's reviews will take place in Quarter 4 which will allow more carer's services to be counted.	On Target	
LAA 4.2	Existing reward target: Improve carer's quality of life: Satisfaction with carers' services	John Scaife	Cllr Dudley	High	Annual	57.40%	Not Available						60.60%		The data came from the Annual Carers Survey which was held in Feb 09. RBWM are still waiting for the analysis of the responses. Year one result was 57.7% (target for year one was 54%). For year 2 result, we are aiming to reach the year 3 target of 60.6%.	Just Short for LAA	
LAA 5	Existing reward target: Increase numbers of 4 week smoking quitters from Black & Minority Ethnic (BME) backgrounds	Philip Brooks (John Scaife)	Cllr Dudley	High	Quarterly	127	Not Available						70		20% of performance reward target for this indicator will be withheld if the number of 4 week quitters in the borough overall drops below the agreed target for NI 123 in the year ending March 2010.	On Target (based on 08/09 result)	
LAA 6	Existing reward target: Reduce BMI of people >30 to <27 (number of people with BMI >30 losing 3% of their total weight through structured exercise and weight loss programmes).	Kevin Mist	Cllr Dudley	High	Quarterly Cumulative	166	114	170 (22)					120		Project follows progress of a cohort of SMILE club members as they under take physical activity and nutritional guidance to reduce weight. Target for the year has already been achieved.	On Target	

Ref	Ref	Lead Officer	Lead Member	Good is High or Low	Collection Details	Results 2008/09	Quarterly Results for 2009/10 (Proxy measures have been developed where indicated)				Direction of travel (latest result compared to most recent results)	Target 2009/10	Target 2010/11	Problems/Issues/Commentary (including trends)	Trend Analysis	Latest quarterly figure against yearly target
							Q1	Q2	Q3	Q4						
LAA 7	Reduce non-domestic violent crime No. of incidents of non-domestic violent crime	Dave Perkins (Brian Martin/ Thames Valley Police)	Cllr Rayner	Low	Quarterly Cumulative (actual figures in brackets)	2155	2533 (378)	2858 (325)								Off Target
LAA 8.1	Existing reward target: Reduce Anti-Social Behaviour (ASB): No. completing Acceptable Behaviour Contracts (ABC's) successfully. An ABC is a written agreement made between a person who has been involved in ASB and the Local Authority/relevant partner e.g. Police	Gail Lumsden	Cllr Rayner	High	Quarterly (quarterly figures in brackets)	26	55 (29)	62 (7)						This target is achieved		On Target
LAA 8.2	Existing reward target: Reduce anti-social behaviour: No. signed up to ABCs who successfully complete intervention programme (for example, Youth Inclusion Support Programme, Counselling, Mediation and Education sessions)	Gail Lumsden	Cllr Rayner	High	Quarterly Cumulative (actual figures in brackets)	2	2 (0)	5 (3)						Anticipated that target achievable by December 2010. The ASB team has significantly increased focus on this target since August 2009, and there is work ongoing at the moment to secure 30 - 36 individuals on an intervention programme. The target is 18, and therefore there is significant confidence based on the actions already undertaken and the action planned in over the next 3 - 6 months, that this target will be achieved.		Off Target
LAA 8.3	Existing reward target: Reduce anti-social behaviour: People's perception of ASB issues (using the 7 issues stated in the Best Value Survey)	Gail Lumsden	Cllr Rayner	Low	Annual	Not Available	Measured through survey in late 2009 which will replicate former Best Value survey				Not Available	17%		Survey carried out in Sept/Oct 09. Anticipated that the results will be available in early 2010.	Not Available	
LAA 9.1	Existing reward target: reduce arson incidents: Deliberate fires (excluding vehicles)	Dave Perkins (Brian Martin/ Royal Berks Fire & Rescue Service)	Cllr Rayner	Low	Quarterly Cumulative (actual figures in brackets)	41	44 (3)	47 (3)						Target of less than 84 should be achieved - the 2.5yr cumulative position is 47 fires - an average of 1.6 fires / month if this trend continues we will outturn at about 57 fires.		On Target

Ref	Ref	Lead Officer	Lead Member	Good is High or Low	Collection Details	Results 2008/09	Quarterly Results for 2009/10 (Proxy measures have been developed where indicated)				Direction of travel (latest result compared to most recent results)	Target 2009/10	Target 2010/11	Problems/Issues/Commentary (including trends)	Trend Analysis	Latest quarterly figure against yearly target
							Q1	Q2	Q3	Q4						
LAA 9.2	Existing reward target: reduce arson incidents: Deliberate primary fires in vehicles	Dave Perkins (Royal Berks Fire & Rescue Service)	Cllr Rayner	Low	Quarterly Cumulative (actual figures in brackets)	86	96 (10)	105 (9)					201 (deliberate primary fires in vehicles) Cumulative Target	Target of less than 201 should be achieved - the 2.5yr cumulative position is 105 fires - an average of 3.5 fires / month if this trend continues we will outturn at about 125 fires.		On Target
LAA 9.3	Existing reward target: reduce arson incidents: Deliberate secondary fires	Dave Perkins (Royal Berks Fire & Rescue Service)	Cllr Rayner	Low	Quarterly	155	182	216					465 (deliberate secondary fires)	Target of less than 465 should be easily achieved - the 2.5yr cumulative position is 216 fires - an average of 7.2 fires / month if this trend continues we will outturn at about 260 fires.		On Target
LAA 10a	Existing reward target: Reduce waste to landfill and increase recycling: % of municipal waste landfilled	Terry Gould	Cllr Bicknell	Low	Quarterly	62.78%	63.50%	65.67%					66.25%	Existing public support for recycling is high and will continue over the next two years. A number of initiatives to recycle have been introduced throughout this programme, which include promotion of green waste services, recycling services & media events (Maidenhead at the Movies, Maidenhead Carnival, etc). There have been other extensive promotions to increase recycling and reduce residual to landfill REWARD TARGET ACHIEVED.		On Target
LAA 10b	Existing reward target: Reduce waste to landfill and increase recycling: % of municipal waste recycled	Terry Gould	Cllr Bicknell	High	Quarterly	35.33% (revised)	35.47% (revised)	34.33%					33.75%	See above. Public Protection department will be bidding for the performance money in order to fund/off set the costs of the RecycleBank project.		On Target
LAA 11.1	Existing reward target: to increase levels of volunteering: No. of people involved in volunteering	Hajit Hunjan	Cllr Bateson	High	Annual	1384 (2008)	Not Available						1370	Measured through Annual Volunteering Survey. 2009 results will not be available until early 2010. This is a very challenging target, in part due to the disproportionately high number of BME volunteers recorded in the baseline survey. There is currently a significantly high level of demand for volunteering placements for people with mental health issues and learning disabilities, but a very limited number of placements are available given the resources needed to support them. See comment in LAA 11.2		On Target for LAA

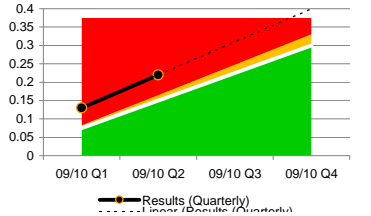
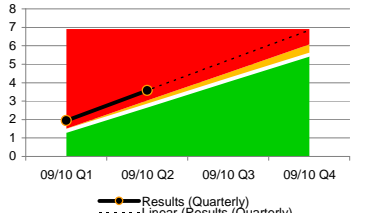
Ref	Ref	Lead Officer	Lead Member	Good is High or Low	Collection Details	Results 2008/09	Quarterly Results for 2009/10 (Proxy measures have been developed where indicated)				Direction of travel (latest result compared to most recent results)	Target 2009/10	Target 2010/11	Problems/Issues/Commentary (including trends)	Trend Analysis	Latest quarterly figure against yearly target	
							Q1	Q2	Q3	Q4							
LAA 11.2	Existing reward target: to increase levels of volunteering: Volunteers from BME backgrounds	Harjit Hunjan	Clr Bateson	High	Annual	238 (2008)	Not Available				Not Available	600		We are underachieving in meeting the BME. No Qualifications and Disability targets. The greatest challenge is to meet the target for BME volunteers, which triggers the largest percentage of reward grant. We have employed an additional resource using LAA pump priming money to increase performance. A Volunteering Audit has been completed and a number of actions will result from the findings. The target for the number of volunteers with a disability shows a positive trend and this target (which is within reach) is not neglected. The target for the overall number of volunteers is being met with steady year-on-year increase.		Off Target for LAA	
LAA 11.3	Existing reward target: to increase levels of volunteering: Volunteers with no qualifications	Harjit Hunjan	Clr Bateson	High	Annual	176 (2008)	Not Available				Not Available	280		See comment in LAA 11.2 The 2010 target maybe partially met.		Off Target for LAA	
LAA 11.4	Existing reward target: to increase levels of volunteering: Volunteers with a disability	Harjit Hunjan	Clr Bateson	High	Annual	126 (2008)	Not Available				Not Available	160		See comment in LAA 11.2 The 2010 target is unlikely to be met.		Off Target for LAA	
LAA 12.1	Existing reward target: Create cleaner, greener and safer public space: No. of parks achieving Green Flag Status	Kevin Mist	Clr Rayner	High	Quarterly Cumulative (actual figures in brackets)	1	5 (4)	5 (0)			☹	6		We have obtained 5 out of 5 green flags in 2009. This is a result of a significant programme of parks improvement. Now we have a plan to get 6 out of 6 next year.		On Target	
LAA 12.2	Existing reward target: Create cleaner, greener and safer public space: % population who are 'fairly' or 'very satisfied' with parks and open spaces	Kevin Mist	Clr Rayner	High	Triennial	Not Available	Measured through survey in late 2009 which will replicate former Best Value survey				Not Available	89%		Increased investments in parks over past few years has resulted in positive feedback. Results are measured through biannual survey of borough parks and open spaces by BMG.		Not Available	
LAA 13.1	Existing reward target: increase employment rates within local area: Skills development for people who are unemployed or disadvantaged (Courses include nationally accredited skills for life qualification, NVQ, accredited Open College network course, accredited IT course, Grow Our Own accredited Personal development programme, Grow Our Own accredited pre employment programme)	Amanda Waters	Clr Bateson	High	Quarterly (Cumulative, actual figures in brackets)	93	101 (8)	155 (54)			☺	250 people completing a skills development course		An allocated member of staff is now working consistently on gathering the LAA data from the current and previous clients. A full programme of training is being introduced from September and RBWM are working with JCP to encourage clients to attend. Due to economic situation, DWP has awarded additional contracts to work support providers and there are now many more operating from Maidenhead therefore our rate of referrals from JCP has dropped significantly as we are not a prime DWP contractor.			Off Target
LAA 13.2	Existing reward target: increase employment rates within local area Assisting people who are unemployed or disadvantaged to secure sustainable employment (16 hours per week for 13 weeks or more)	Amanda Waters	Clr Bateson	High	Quarterly Cumulative (actual figures in brackets)	24	80 (56)	110 (30)			☹	155 people to secure sustainable employment		Significant work going into contacting employers to provide evidence of clients employment. To date awaiting evidence of 57 clients.			Just Short
LAA 13.3	Existing reward target: increase employment rates within local area: Assisted to secure supported permitted work (people that are registered with a learning or physical disability on specific unemployment benefits going into work for up to 26 weeks below 16 hours per week with the view to progressing into full time work over 16 hours.	Amanda Waters (Sally Palmer)	Clr Bateson	High	Quarterly (Cumulative, actual figures in brackets)	48	52 (4)	53 (1)			☹	140 (no. of people)		RBWM have supported only one person into paid employment in Quarter 2 bringing the total up to 53. The target is not expected to be met due to: * there are not 140 individuals work-ready at present * finding 140 jobs in Windsor & Maidenhead (where unemployment is low) and 70% of employers are small & medium enterprises. Many roles are of a professional nature.			Off Target

New LAA Improvement Targets 2008-11

Ref	Ref	Lead Officer	Lead Member	Good is High or Low	Collection Details	Results 2008/09	Quarterly Results for 2009/10 (Proxy measures have been developed where indicated)				Direction of travel (latest result compared to most recent results)	Target 2009/10	Target 2010/11	Problems/Issues/Commentary (including trends)	Trend Analysis	Latest quarterly figure against yearly target		
							Q1	Q2	Q3	Q4								
NI 1	NI 1 % of people who believe people from different backgrounds get on well together in their local area	Harjit Hunjan	Cllr Bateson	High	Biennial Place Survey	80.2%	No Place Survey until 2010/11				Not Available	No Place Survey	82.80%	No Place Survey during 2009/10.		On Target for LAA		
NI 4	NI 4 % of people who feel they can influence decisions in their locality (measured through Place Survey, the extent to which people feel they are able to influence decisions affecting their local area)	Harjit Hunjan	Cllr Bateson	High	Biennial Place Survey	28.7%	No Place Survey until 2010/11				Not Available	No Place Survey	32%	No Place Survey during 2009/10.		On Target for LAA		
NI 7	NI 7 Environment for a thriving third sector (measured through the Third Sector Survey, the contribution that RBWM and partners make to create an environment in which independent third sector organisations can be successful)	Harjit Hunjan	Cllr Bateson	High	Biennial Survey	15.6%	No survey until 2010				Not Available	Not required	19.90%	This indicator is measured via the Third Sector survey in 2008 and again in 2010. 2008/09 result was published at end of March 09 - the National score was 16.2%. The target was successfully negotiated as part of the LAA refresh process.		On Target for LAA		
NI 8	NI 8 Adult participation in sport and active recreation (to measure participation in sport and active recreation at the local level by means of a telephone survey carried out by Sport England)	Kevin Mist	Cllr Dudley	High	Annual	24.7%	Not available until next survey				Not Available	29.80%	32.05%	This is measured through annual random telephone research undertaken by Sport England (National governing body for sports). Next survey will be done in Oct/Nov 09. They measure participation in sport and active recreation at the local level.		Not Available		
NI 16	NI 16 Serious acquisitive crime rate (number of serious acquisitive crimes per 1,000 population). Serious acquisitive crime is defined as the following: Burglary in a dwelling; Aggravated burglary in a dwelling; Robbery of Business Property; Robbery of Personal Property; Theft of Unauthorised taking of a motor vehicle; Aggravated Vehicle Taking; Theft from a Vehicle.	Dave Perkins (Brian Martin)	Cllr Rayner	Low	Quarterly (Cumulative, actual figures in brackets)	23.89 (per 1000 population)	6.85 per 1000	12.07 per 1000						21.97 (per 1000 population)	20.59 (per 1000 residents) = 21% reduction	Overall, the borough has seen a decrease in the serious acquisitive crime, but performance is below plan. A police-led action group is in place to tackle all aspects of this crime.		Off Target
NI 21	NI 21 Dealing with local concerns about anti-social behaviour and crime by the local council and police (measured through Place Survey with residents asked to assess how well the Council and Police are tackling anti-social behaviour)	Dave Perkins (Brian Martin)	Cllr Rayner	TBA	Biennial Place Survey	25.8%	No Place Survey until 2010/11				Not Available	No Place Survey	TBA (to be confirmed by Home Office)	No Place Survey during 2009/10, but the borough is running a survey over the next 2 months that will give us an indication of performance on this target.		On Target for LAA		
NI 30	NI 30 Re-offending rate of prolific and priority offenders (The change in convictions for Prolific and other Priority Offenders (PPOs) over a 12 months period)	Dave Perkins (Brian Martin)	Cllr Dudley	Low	Quarterly cumulative (quarterly figure as shown in brackets)	65	6	30 (24)					49 (19% reduction, baseline is 61 offences)	TBA	20% worse than target to September 09. July 09 was a disappointing month with 11 convictions.		Off Target	
NI 38	NI 38 Drug-related (Class A) offending rate	Dave Perkins (Brian Martin)	Cllr Rayner	Low	Annual	Q4 = 0.78	Not available				Not Available	Average 8.8% below baseline across 09/10 cohorts	Average 8.8% below baseline across 10/11 cohorts	Latest officially produced data is Q4 08/09 which came in as 0.78, which meant we hit our target for last year. There are problems identifying the cohort this financial year as we are still waiting on Probation to provide data from E-OASys		Not Available		
NI 39	NI 39 Rate of Hospital per 100,000 for Alcohol Related Harm (to reduce the number of Hospital Admissions related to Alcohol)	Allan Brown	Cllr Dudley	Low	Annual	996 (per 100,000 population)	Not Available				Not Available	1250 (per 100,000 pop.)	1349 (per 100,000 pop.)			On Target for LAA		
NI 40	NI 40 Number of drug users recorded as being in effective treatment (measures the change in the total no. of users of crack cocaine / opiates in effective treatment e.g. that remain in treatment 12 weeks after triage)	Allan Brown	Cllr Dudley	High	Annual	218	Not Available				Not Available	224	226			Not Available		

Ref	Ref	Lead Officer	Lead Member	Good is High or Low	Collection Details	Results 2008/09	Quarterly Results for 2009/10 (Proxy measures have been developed where indicated)				Direction of travel (latest result compared to most recent results)	Target 2009/10	Target 2010/11	Problems/Issues/Commentary (including trends)	Trend Analysis	Latest quarterly figure against yearly target	
							Q1	Q2	Q3	Q4							
NI 49	NI 49 Number of primary fires and related fatalities and non-fatal casualties (excluding precautionary checks) Primary fires	Dave Perkins (Brian Martin)	Cllr Rayner	Low	Quarterly cumulative (quarterly figure as shown in brackets)	165	202	237 (35)					490.27 over 3 years until 2011 (per 100,000 population)	490.27 over 3 years until 2011 (per 100,000 population)	The target is owned by the Fire Service and negotiated with GOSE.	<p>Results (Quarterly) ----- Target (Quarterly)</p>	On Target
NI 49	NI 49 Number of primary fires and related fatalities and non-fatal casualties (excluding precautionary checks) Dwelling fires	Dave Perkins (Brian Martin)	Cllr Rayner	Low	Quarterly	66	19	Not Available				Not Available	52 (per 100,000 population)	52 (per 100,000 population)	<p>RBWM are providing figure for another category - dwelling fires. When negotiation took place as to the level of stretch performance, GOSE agreed that dwelling fires could be included. The reason for this is because fatalities and non fatal casualties as a result of primary fires are relatively low. Most primary fire fatalities and non fatal casualties occur in dwellings, by focusing on reducing the larger numbers of dwelling fires, we can probably reduce fatalities and non-fatal casualties.</p> <p>The target has been changed from 80 to 52 per annum during the LAA refresh process. The target is owned by the Fire Service and negotiated with GOSE.</p> <p>We are querying the dwelling fire figure with RBFRS, as the data is sent to us in a disaggregated form, but we need a definitive figure for R BWM. This target is performing worse than plan – the statistics are being double checked with RBFRS</p>	Off Target (based on Q1 data)	
NI 49	NI 49 Number of primary fires and related fatalities and non-fatal casualties (excluding precautionary checks) Casualties	Dave Perkins (Brian Martin)	Cllr Rayner	Low	Quarterly cumulative (quarterly figure as shown in brackets)	5.78	7.19	7.19 (0)					30 over 3 years (per 100,000 population)	30 over 3 years (per 100,000 population)	The target has been changed from 15 to 9.99 per annum during the LAA refresh process. The target is owned by the Fire Service and negotiated with GOSE.	<p>Results (Quarterly) ----- Target (Quarterly)</p>	On Target
NI 49	NI 49 Number of primary fires and related fatalities and non-fatal casualties (excluding precautionary checks) Fatalities	Dave Perkins (Brian Martin)	Cllr Rayner	Low	Quarterly cumulative (quarterly figure as shown in brackets)	1.44	1.44	1.44 (0)					1.44 over 3 years (per 100,000 population)	1.44 over 3 years (per 100,000 population)	The target has been changed from 1 to 0.79 per annum during the LAA refresh process. The target is owned by the Fire Service and negotiated with GOSE.	<p>There have been no further deaths this year. If this continues, we will achieve the target.</p>	Off Target
NI 51	NI 51 Effectiveness of child and adolescent mental health (CAMHs) services	Angela Wellings	Cllr Quick	High	Annual	13	Not Available						14	16	A self assessment of how effectively mental health services meet children's mental health needs. This is an aggregated score of 1 to 4 for each of the four questions, where a total of 4 is the lowest possible score and 16 is the highest.	On Target for LAA	
NI 56	NI 56 Obesity among primary school age children in Year 6 (target aims to reduce levels of childhood obesity. Indicator uses Body Mass Index data from the National Child Measurement Programme in which school nurses measure the height and weight of a cohort of primary school children every summer. Target represents the % of children in Year 6 in RBWM schools who are defined as clinically obese)	Anna Crispin	Cllr Quick	Low	Annual	15.62% (academic year 2007/08)	Not available						12.40%	12.00%	15.62% is based on academic year 2007/08. Awaiting the results for academic year 2008/09 from PCT	Off Target based on 08/09 result	
NI 119	NI 119 Self-reported measure of people's overall health and well-being	Allan Brown/Health	Cllr Dudley	High	Biennial Place Survey	81.80%	No Place Survey until 2010/11						No Place Survey	85.40%	No Place Survey during 2009/10.	Just Short (based on 08/09 result)	

Ref	Ref	Lead Officer	Lead Member	Good is High or Low	Collection Details	Results 2008/09	Quarterly Results for 2009/10 (Proxy measures have been developed where indicated)				Direction of travel (latest result compared to most recent results)	Target 2009/10	Target 2010/11	Problems/Issues/Commentary (including trends)	Trend Analysis	Latest quarterly figure against yearly target
							Q1	Q2	Q3	Q4						
NI 135	NI 135 Carers receiving needs assessment or review and a specific carer's service, or advice and information (this target will focus specifically upon identifying and supporting young carers)	Allan Brown/Health	Cllr Dudley	High	Quarterly	23.0%	10.4%	17.2%					27% (LAA target is 15%)	TBA (LAA target is 20%)	Partly cumulative indicator - 17.25 at Quarter 2 2009/10 suggest very strong performance and a potential of over 30% at year end.	On Target
NI 136	NI 136 People supported to live independently through social services (all adults) (this indicator measures the number of adults per 100,000 population living independently in the community that are helped through adult care services through care packages or grant funded organisations).	Allan Brown/Health	Cllr Dudley	High	Annual (proxy is quarterly)	4806.24 (per 100,000)	5128.0 (per 100,000 population)	5220.9 (per 100,000 population)					5040.71 (per 100,000 population)	5098.08 (per 100,000 population)	Subject to in-year fluctuation as data-quality work on servicing recording is undertaken.	On Target
NI 137	NI 137 Healthy life expectancy at age 65 (to increase the number of years of healthy life after 65).	Allan Brown/Health	Cllr Dudley	High	Annual	Not Available	Not Available				Not Available	16.10 years	16.25 years	Not included in the Place survey as originally indicated. CLG recently consulted on a revised Census-based methodology for this indicator. According to the Central Government's Hub database, the first data available will be for 2002 but date for release has yet to be confirmed.	Not Available	
NI 146	NI 146 Adults with learning disabilities in employment (this target intends to improve paid employment outcomes for those people with a learning disability known to adult care services - a key group at risk of social exclusion)	Allan Brown	Cllr Dudley	High	Quarterly	21.3%	8.1%	7.8%					13.1%	13.1%	Figures are cumulative. 13 new service users will enter employment in Quarter 3 which will significantly improve performance.	Off Target
NI 155	NI 155 Number of affordable homes delivered (gross)	Chris Thomas	Cllr Dudley	High	Quarterly	219	18 (237 total so far)	0 (237 total so far)					107 (cumulative target is 213)	107 (target is cumulative total of 320)	Data provided to Audit Commission is annual. However, RBWM have quarterly data to monitor this. The target to over 3 years is 320. RBWM have already exceeded year 2 target. The figure for Quarter 2 was 0 - but expect to produce 154 units in total 2009/10 and to exceed 3 year LAA target. NB: In addition to new build nos., 29 MyChoice Homebuy completions in Qtrs. 1 & 2 2009/10.	On Target
NI 163	NI 163 Proportion of population aged 16-64 for males and 19-59 for females qualified to at least Level 2 or higher	Angela Wellings	Cllr Dudley	High	Annual	77.3% (calendar year 2008)	Not available until Sept 2010				Not Available	79.60%	81.10%	09/10 data will not be available via the Hub until Sept 2010. The majority of courses will be delivered through Train to Gain.	Not Available	
NI 164	NI 164 Proportion of population aged 19-64 for males and 19-59 for females qualified to at least Level 3 or higher	Angela Wellings	Cllr Dudley	High	Annual	60.2% (calendar year 2008)	Not available until Sept 2010				Not Available	61.20%	63.20%	09/10 data will not be available via the Hub until Sept 2010.	Not Available	
NI 177	NI 177 Local bus and light rail passenger journeys originating in the authority area	Stephen Brown	Cllr Rayner	High	Quarterly (Cumulative, actual figures in brackets)	1,692,691	421,710	873,211 (451,501)					1,777,325 (revised from 1,527,000 which is still a LAA target)	1,866,120 (revised from 1,550,000 which is still a LAA target)	Over the last 4 years we have experienced a steady increase in take up (particularly in Maidenhead). The 09/10 and 10/11 targets were set as part of the LTP early in 2009. Since 08/09 performance has exceeded both 09/10 and 10/11 targets, RBWM are going to inflate the target by 5% on last year performance. The revised targets will be 09/10 = 1,777,325 and 10/11 = 1,866,120. Target now 'profiled' - outside London, RBWM are the only authority that RBWM know of whose bus patronage is increasing year on year. RBWM are currently "On Target" to meet the LAA reward target, but quarter 2 is "Just Short" of the NI revised target.	On Target (based on LAA target)
NI 180	NI 180 The number of changes of circumstances which affect customers' Housing Benefit/ Council Tax Benefit entitlements within the year	Andrew Brooker	Cllr Kellaway	High	Quarterly (Cumulative, actual figures in brackets)	4766	3251	5399 (2148)					8261	9047	Currently ahead of target for year despite challenging target.	On Target

Ref	Ref	Lead Officer	Lead Member	Good is High or Low	Collection Details	Results 2008/09	Quarterly Results for 2009/10 (Proxy measures have been developed where indicated)				Direction of travel (latest result compared to most recent results)	Target 2009/10	Target 2010/11	Problems/Issues/Commentary (including trends)	Trend Analysis	Latest quarterly figure against yearly target	
							Q1	Q2	Q3	Q4							
NI 181	NI 181 Time taken to process Housing Benefit/Council Tax Benefit new claims and change events	Andrew Brooker	Cllr Kellaway	Low	Quarterly	13.51 days	21.32 days	29 days									Off Target
NI 186	NI 186 Per capita CO2 emissions in the LA area (indicator will comprise an annual measure of end user CO2 emissions across an agreed set of sectors housing, road transport and business - measured as % reduction or increase of the per capita CO2 emission from 2005 baseline year)	Andrew Elkington	Cllr Maxwell	High	Annual	Not available until December 09	Not available				Not Available	12.4% (6.75 tonnes)	13% (6.7 tonnes)	Data for this indicator will be provided by Defra. This will not be published until December 09. LAA stretch target of 3% over expected reductions. Indicator relies on centrally produced statistics to measure end user CO2 emissions in local area from business & public sector, domestic housing and road transport.		Not Available	
NI 188	NI 188 Planning to Adapt to Climate Change (indicator measures progress on assessing and managing climate risks and opportunities and incorporating appropriate action into local authority and partners strategic planning. The level of preparedness is measured against 5 levels of performance)	Andrew Elkington	Cllr Maxwell	High	Annual	Level 1	Not Available				Not Available	Level 2	Level 3	RBWM reviewed our performance and submission to DEFRA. We have achieved Level 1 target as set. This is important as it is a LAA stretch target. During 2009, we are seeking to commission work that will drive us to achieve Level 2 and towards Level 3 by year end.		On Target for LAA	
NI 198	NI 198 Children travelling to school – mode of travel usually used (This indicator measures the proportion of children of school age in full-time education travelling to school by the mode of transport that they normally used. The objective is to reduce the proportion who travel by car and increase the proportion travelling by other modes (i.e. walking, cycling and public transport)).	Tim Slaney	Cllr Rayner	Low	Annual	41.80%	Not Available				Not Available	39% of children travelling to school by car	37% of children travelling to school by car	Year end data for 2008 is provisionally 0.8% over target, equivalent to around 140 pupils. A number of initiatives are helping to reduce car use for the school run.		Just Short (based on 08/09 result)	
Non-LAA National Indicators by Exception (Off Target & Just Short)																	
NI 15	NI 15 Serious violent crime rate (number of most serious violent crimes per 1,000 population). Violent crime comprises of: Homicide and Child Destruction; Attempted Murder; Wounding or other act endangering life, and Grievous Bodily Harm without intent (including racially and religiously aggravated); Causing Death by Dangerous Driving; Causing Death by Careless Driving when under the influence of drink or drugs, and Causing Death by Careless or Inconsiderate Driving; Causing Death by Aggravated Vehicle Taking.	Dave Perkins (Brian Martin)	Cllr Rayner	Low	Quarterly (Cumulative, actual figures in brackets)	0.30 (per 1000 population)	0.13 (per 1000)	0.22 (per 1000)					0.30 (per 1000 population)	TBA	Although serious crime levels are high at present, numbers of crime are low and performance has been good following a poor start in quarter one of 2009/10.		Off Target
NI 20	NI 20 Assault with injury crime rate (Number of 'Assaults with less serious injury' (including racially and religiously aggravated) offences per 1,000 population as a proxy for alcohol related violent offences) Assaults with less serious injury is defined as the following: Actual bodily harm and other injury; and racially or religiously aggravated actual bodily harm and other injury.	Dave Perkins (Brian Martin)	Cllr Rayner	Low	Quarterly (Cumulative, actual figures in brackets)	5.81 (per 1000 population)	1.94 (per 1000)	3.58 (per 1000)					5.52 (per 1000 population)	TBA	There has been some improvement since June 09 following poor performance in May 09 reflecting more police focus on the night-time economy.		Off Target

Ref	Ref	Lead Officer	Lead Member	Good is High or Low	Collection Details	Results 2008/09	Quarterly Results for 2009/10 (Proxy measures have been developed where indicated)				Direction of travel (latest result compared to most recent results)	Target 2009/10	Target 2010/11	Problems/Issues/Commentary (including trends)	Trend Analysis	Latest quarterly figure against yearly target	
							Q1	Q2	Q3	Q4							
NI 52	NI 52 Take up of school lunches Primary School	Angela Wellings	Cllr Quick	High	Quarterly	34.02%	35.0%	30.6%					35%	TBA	Contractor's offer of 'grab bags' proved popular and off set seasonal decline due to popularity of home produced 'packed lunches' to eat outside during summer months.		Off Target
NI 61	NI 61 Timeliness of placements of looked after children for adoption following an agency decision that the child should be placed for adoption	Heather Andrews	Cllr Quick	High	Quarterly	90.9%	0%	0%					100%	TBA	No children adopted so far this year. Target 7 children. Court proceedings in place for 6. 4 children with complex health needs. 1 relinquished baby returned to mother.		Off Target
NI 64	NI 64 Child protection plans lasting 2 years or more	Heather Andrews	Cllr Quick	Low	Quarterly	1.1%	10.5%	6.5%					2%	TBA	Note: 0-10% denotes top performance range The figure will fluctuate throughout the year.		Off Target
NI 76	NI 76 Reduction in number of schools where fewer than 65% of pupils achieve level 4 or above in both English and Maths at KS2 (Floor)	Karen Butler	Cllr Quick	Low	Annual	2	2 (provisional result for academic year 2008/09)					0 by Aug 2009	TBA	RBWM currently has 2 schools below the combined floor target of 55% (St Luke's 49% and Woodlands Park 52%) although some papers, deemed inaccurate, have been submitted for remarking. These figures may therefore alter slightly. Both schools are included in the Improving Schools Programme (ISP) and have additional consultant support to strengthen leadership.		Off Target	
NI 102	NI 102 Achievement gap between pupils eligible for free school meals and their peers achieving the expected level at Key Stages 2 and 4. Stage 2	Anna Crispin	Cllr Quick	Low	Annual	28.5% (academic year 2007/08)	32% gap (provisional result for academic year 2008/09)					25% by August 2009	TBA	Provisional result from KEYPAS program for academic year 2008/09. RBWM are implementing the 1:1 Tuition programme at Key Stages 2 and 3 and that this aims to accelerate progress for those youngsters who have fallen behind. It's feasible that many of these will be youngsters who are eligible to receive free school meals. Schools can determine which pupils who are falling behind to target for tuition and are encouraged prioritise FSM pupils.		Off Target (prov. results)	
NI 102	NI 102 Achievement gap between pupils eligible for free school meals and their peers achieving the expected level at Key Stages 2 and 4. Stage 4	Anna Crispin	Cllr Quick	Low	Annual	33% (academic year 2007/08)	34.5% gap (provisional result for academic year 2008/09)					25% by August 2009	TBA	as above		Off Target (prov. results)	
NI 107	NI 107 Key Stage 2 attainment for Black and minority ethnic groups Pakistani	Karen Butler	Cllr Quick	High	Annual	68.8% (academic year 2007/08)	51.8% (provisional result for academic year 2008/09)					72% by August 2009	TBA	Provisional result from KEYPAS program for academic year 2008/09. A possible explanation in the drop this year could be the time the EMA team has had to devote to new arrivals.		Off Target (prov. results)	
NI 108	NI 108 Key Stage 4 attainment for Black and minority ethnic groups Indian	Anna Crispin	Cllr Quick	High	Annual	70.0% (academic year 2007/08)	58.3% (provisional result for academic year 2008/09)					70% by August 2009	TBA	New indicator first targets set for August 2009.		Off Target (prov. results)	
NI 113	NI 113 Prevalence of Chlamydia in under 25 year olds (Testing of Chlamydia in under 25 year olds)	Cliff Turner	Cllr Quick	Low	Quarterly	3.9%	2.2%	2.2%					17% by December 2011	17% by December 2011	The PCT has indicated that additional resources are now in place and that there will be an increased emphasis on full GP practice coverage, accompanied by an improved website and marketing campaign.		Off Target
NI 117	NI 117 16 to 18 year olds who are not in education, employment or training (NEET)	David Scott	Cllr Quick	Low	Quarterly	5.1%	5.8%	9.5%					3.7% Nov 09	3.3% Nov 10	Current downturn in market is making it more difficult for young people to find work. A new 'jobs clinic' is starting in Windsor.		Off Target

Ref	Ref	Lead Officer	Lead Member	Good is High or Low	Collection Details	Results 2008/09	Quarterly Results for 2009/10 (Proxy measures have been developed where indicated)				Direction of travel (latest result compared to most recent results)	Target 2009/10	Target 2010/11	Problems/Issues/Commentary (including trends)	Trend Analysis	Latest quarterly figure against yearly target		
							Q1	Q2	Q3	Q4								
NI 132	NI 132 Timeliness of social care assessment (all adults) (users and carers should expect practical help and other support to arrive in a timely fashion soon after their problems have been referred to social services)	Allan Brown/Health	Cllr Dudley	High	Quarterly	77.4%	63.6%	67.2%						81%	TBA	Whilst good progress is being made with discharges, a review is underway to improve working arrangements		Off Target
NI 133	NI 133 Timeliness of social care packages following assessment	Allan Brown/Health	Cllr Dudley	High	Quarterly	90.2%	86.4%	76.5%						91%	TBA	Whilst good progress is being made with discharges, a review is underway to improve working arrangements		Off Target
NI 141	NI 141 Percentage of vulnerable people achieving independent living	Chris Thomas	Cllr Dudley	High	Quarterly	100.00%	88.88%	66.60%						75%	TBA	Qtr 2 09/10 figure of 66.6% is low because of a number of unplanned "move ons" at one of our young people schemes. During Qtr 2, there were 4 unplanned "move ons", however these were all unavoidable due to the nature of the service and the client group being supported (2 clients were evicted for anti-social behaviour, one client evicted after suspected case of arson, and one client left to serve a custodial sentence).		Off Target
NI 178	NI 178 Bus services running on time	Stephen Brown	Cllr Rayner	High	Quarterly	88%	84%	74%						95.5%	95.5%	Bus services in the Windsor are particularly susceptible to delays caused by ceremonial events The passenger transport team is entering into a "Punctuality Improvement Partnership" with the First Group and Courtney Coaches, the 2 main providers of bus services within the Borough.		Off Target
NI 192	NI 192 Percentage of household waste sent for reuse, recycling and composting	Terry Gould	Cllr Bicknell	High	Quarterly	35.33% (revised)	35.31% (revised)	34.18%						40% (target has been amended from 37% to 40% after 08/09 performance)	TBA (originally set at 40% but this will be amended to reflect the performance during 08/09)	The target will be re-based and profiled over 2009/10 to try and reach 40% out turn. Recycled waste: Currently a slight decrease over last year. Economic recession is having an effect on amount of recycled materials in residual e.g. paper. National decreases in packaging as regulations taking effect. Constrained by capacity of boxes, being tested via RecycleBank initiative supplying larger blue wheelie bin. 90% participation rate is very high. Composted waste: Significantly above target due to steady increase in take up new subscribed service launched 3/1/08 - Now around 5600 subscribers, two rounds. Need to continue promotion, communications to sustain and increase levels of recycling.		Off target

Ref	Ref	Lead Officer	Lead Member	Good is High or Low	Collection Details	Results 2008/09	Quarterly Results for 2009/10 (Proxy measures have been developed where indicated)				Direction of travel (latest result compared to most recent results)	Target 2009/10	Target 2010/11	Problems/Issues/Commentary (including trends)	Trend Analysis	Latest quarterly figure against yearly target
							Q1	Q2	Q3	Q4						
NI 35	NI 35 Building resilience to violent extremism	Dave Perkins (Brian Martin)	Cllr Rayner	High	Quarterly	Level 2	2	2								Just Short
NI 59	NI 59 Percentage of initial assessments for children's social care carried out within 7 working days of referral	Heather Andrews	Cllr Quick	High	Quarterly	60.5%	72.4%	68.6%								Just Short
NI 60	NI 60 Percentage of core assessments for children's social care that were carried out within 35 working days of their commencement	Heather Andrews	Cllr Quick	High	Quarterly	83.8%	68.1%	75.6%								Just Short
NI 63	NI 63 Stability of placements of looked after children: length of placement	Heather Andrews	Cllr Quick	High	Quarterly	71.4%	65.0%	65.0%								Just short
NI 73	NI 73 Achievement at level 4 or above in both English and Maths at Key Stage 2 (Threshold)	Anna Crispin	Cllr Quick	High	Annual	77% (academic year 2008/09)	75% Result published in DCSF data room Standards Pack October 2009				83% by August 2009	TBA	Target not met, target considered as aspirational, continuing to work towards it		Just Short	
NI 75	NI 75 Achievement of 5 or more A*-C grades at GCSE or equivalent including English and Maths (Threshold) PSA 10	Karen Butler	Cllr Quick	High	Annual	57.9% (academic year 2007/08)	59.2% (provisional result for academic year 2008/09)				64% by August 2009	TBA	2009/10 result refers to academic year 2008/09. Ongoing visits to schools to clarify intervention programme. Grant funding in response to school bids following analysis of need and development of intervention strategy. Rising trend over 4 years. 9% above target result.		Just Short (based on provisional results)	
NI 92	NI 92 Narrowing the gap between the lowest achieving 20% in the Early Years Foundation Stage Profile and the rest	Anna Crispin	Cllr Quick	Low	Annual	30.6%	29.8% (based on academic year 2008/09)				29.2% (academic year 08/09)	TBA	Gap is narrowing. CLLD (Communication Language and Literacy Development) and ECaT (Every Child a Talker) programmes in place. Training and support for all practitioners in the use of data to target provision. Increased moderation and assessment activities.		Just Short	
NI 93	NI 93 Progression by 2 levels in English between Key Stage 1 and Key Stage 2	Anna Crispin	Cllr Quick	High	Annual	86.0% (academic year 2007/08)	84% (provisional figure published in National Consortium for Examination Results EPASonline program October 2009)				92% by August 2009	TBA	The figure could have been adversely affected by the writing results with minimal changes resulting from the many re-marks.		Just Short (prov. results)	

Ref	Ref	Lead Officer	Lead Member	Good is High or Low	Collection Details	Results 2008/09	Quarterly Results for 2009/10 (Proxy measures have been developed where indicated)				Direction of travel (latest result compared to most recent results)	Target 2009/10	Target 2010/11	Problems/Issues/Commentary (including trends)	Trend Analysis	Latest quarterly figure against yearly target
							Q1	Q2	Q3	Q4						
NI 94	NI 94 Progression by 2 levels in Maths between Key Stage 1 and Key Stage 2	Cliff Turner	Cllr Quick	High	Annual	79.0% (academic year 2007/08)	82% (provisional figure published in National Consortium for Examination Results EPASonline program October 2009)				😊	88% by August 2009	TBA			Just Short (prov. results)
NI 104	NI 104 The Special Educational Needs (SEN)/non-SEN gap – achieving Key Stage 2 English and Maths threshold	Karen Butler	Cllr Quick	Low	Annual	50% (academic year 2007/08)	45% gap (provisional result for academic year 2008/09)				😊	44% by August 2009	TBA			Just Short (prov. results)
NI 105	NI 105 The Special Educational Needs (SEN)/non-SEN gap – achieving 5 A*-C GCSE inc. English and Maths	Karen Butler	Cllr Quick	Low	Annual	52% (academic year 2007/08)	44.6% gap (provisional result for academic year 2008/09)				😊	44% by August 2009	TBA			Just Short (prov. results)
NI 107	NI 107 Key Stage 2 attainment for Black and minority ethnic groups Indian	Anna Crispin	Cllr Quick	High	Annual	87.0% (academic year 2007/08)	84.8% (provisional result for academic year 2008/09)				😞	87% by August 2009	TBA	Provisional result from KEYPAS program for academic year 2008/09. Very small group of 46 pupils. 39 achieved level 4+ in English and maths combined		Just Short (prov. results)
NI 108	NI 108 Key Stage 4 attainment for Black and minority ethnic groups Mixed Any Other	Anna Crispin	Cllr Quick	High	Annual	57.0% (academic year 2007/08)	59.5% (provisional result for academic year 2008/09)				😊	66% by August 2009	70%			Just Short (prov. results)
NI 108	NI 108 Key Stage 4 attainment for Black and minority ethnic groups Pakistani	Anna Crispin	Cllr Quick	High	Annual	43% (academic year 2007/08)	45.6% (provisional result for academic year 2008/09)				😊	47% by August 2009	TBA			Just Short (prov. results)
NI 112	NI 112 Under 18 conception rate (the change in the rate of under-18 conceptions per 1,000 girls aged 15-17 years residents in the area for the current calendar year, as compared with the 1998 baseline rate, shown as a percentage of the 1998 rate)	David Scott	Cllr Quick	Low	Quarterly	18.6%	18.7%	17.9%			😊	17.4%	TBA	End target is for 2010 data is 15 per 1000.		Just Short
NI 125	NI 125 Achieving independence for older people through rehabilitation/ intermediate care	Allan Brown/Health	Cllr Dudley	High	Annual	87.5%	68.8%	86.6%			😊	87.50%	TBA	Hospital discharge dates now recorded on PARIS system.		Just Short
NI 142	NI 142 Percentage of vulnerable people who are supported to maintain independent living	Chris Thomas	Cllr Dudley	High	Quarterly	97.78%	97.98%	98.40%			😊	98.50%	TBA	The indicator measures voids which fluctuate slightly from time to time. Quarter 2 is only short of the target by 0.10%.		Just Short
NI 184	NI 184 Food establishments in the area which are broadly compliant with food hygiene law	Terry Gould	Cllr Bicknell	High	Quarterly	76.54%	77.30%	78.70%			😊	80%	80%	Monthly data is based on inspections carried out that month. Not all food premises are inspected each year however the monthly figure is considered to give a good indication of the year-end figure for all premises. The data for 2008/09 will not be finalised until end of Dec 09 via the Government's Hub database. Target for 2009/10 revised to 80% during Q2.		Just Short
NI 191	NI 191 Residual household waste per household kg/hh = Kg per household)	Terry Gould	Cllr Bicknell	Low	Quarterly	708 kg/hh (Data received from the hub)	729.7	720.5			😊	700kg/hh (amended from 800kg to 700kg per household after 2008/09 performance)	TBA (originally set at 790kg/hh but this will be amended after 08/09 performance)	We have amended the target for 2009/10 to a very challenging 700kg per household (to allow some flexibility in the early months) and will review in 6/12 months given we have some exciting new initiatives to come on stream during 2009/10 e.g. pilot RecycleBank Incentivisation Scheme commenced with green waste on 1/06/09; and co-mingled recycling wef 07/09/09. Indicative results will be available for Q3. N.B. Seasonal profiles need to be taken into consideration. Waste minimisation re home composters and restrictions at CA site. All 5000 home composting bins now delivered since scheme commenced in Feb 08. Calculation assumes 60653 properties for 2009/10.		Just Short

Ref	Ref	Lead Officer	Lead Member	Good is High or Low	Collection Details	Results 2008/09	Quarterly Results for 2009/10 (Proxy measures have been developed where indicated)				Direction of travel (latest result compared to most recent results)	Target 2009/10	Target 2010/11	Problems/Issues/Commentary (including trends)	Trend Analysis	Latest quarterly figure against yearly target	
							Q1	Q2	Q3	Q4							
NI 193	NI 193 Percentage of municipal waste landfilled	Terry Gould	Cllr Bicknell	Low	Quarterly	64.67% (revised)	64.69%	65.82%									Just Short

