

**ANTI-SOCIAL BEHAVIOUR TEAM UPDATE**

OFFICER REPORTING: GAIL LUMSDEN, ANTI-SOCIAL BEHAVIOUR PROJECTS OFFICER

1. **PURPOSE OF REPORT**

To update the Crime and Disorder Forum on the recent work of the Anti-Social Behaviour Team

2. **OFFICER'S RECOMMENDATION**

2.1 **That the Crime and Disorder Forum notes the current work of the Anti-Social Behaviour Team and the current trends in ASB across the borough**

3. **SUPPORTING INFORMATION**

3.1 Staffing

Amy Cannon left the post of ASB Co-ordinator on 19<sup>th</sup> April. The post is currently vacant and will be advertised in the near future. Gail Lumsden, ASB Projects Officer, is covering Amy's post, as well as her own, until it is filled.

3.2 ASB caseload, ABC's and ASBO's

The ASB Team is currently dealing with 58 open cases; 30 in Windsor and Ascot and 28 in Maidenhead. Of these, 41 are rowdy, nuisance and inconsiderate behaviour, 15 are neighbour disputes, 1 is noise, and 1 is vehicle nuisance.

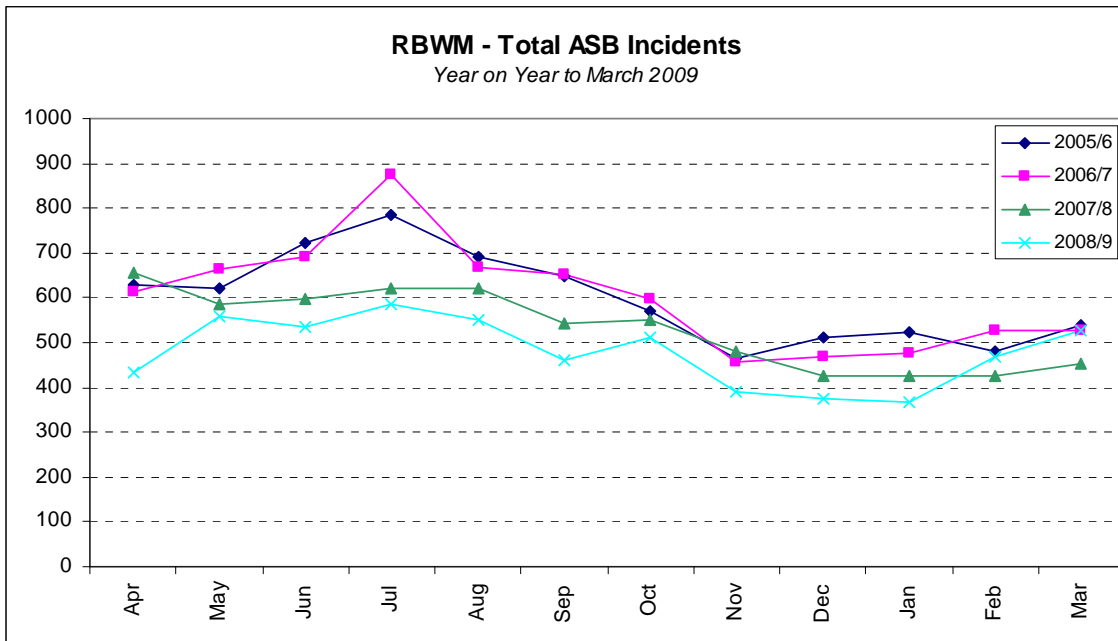
We currently have 15 ABC's without intervention, and 7 ABCs with intervention in place. We have had 49 ABC's without intervention successfully completed to date, which means we have already exceeded the 2010 LAA target of 24 successfully completed ABC's without intervention. We have had 4 ABCs with intervention successfully completed to date, and we have a target of 18 to be successfully completed by 2010.

We currently have 2 ASBOs in the borough, one of which expires in 2011 and one in 2012.

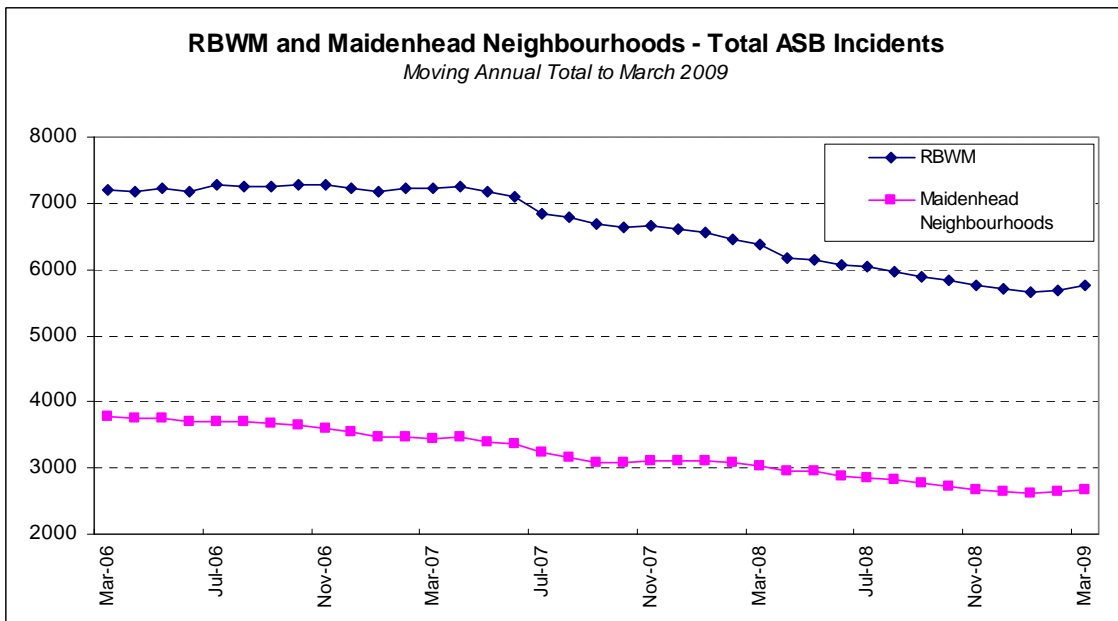
(The figures in the section are correct as of 16<sup>th</sup> April 2009.)

3.3 ASB statistics

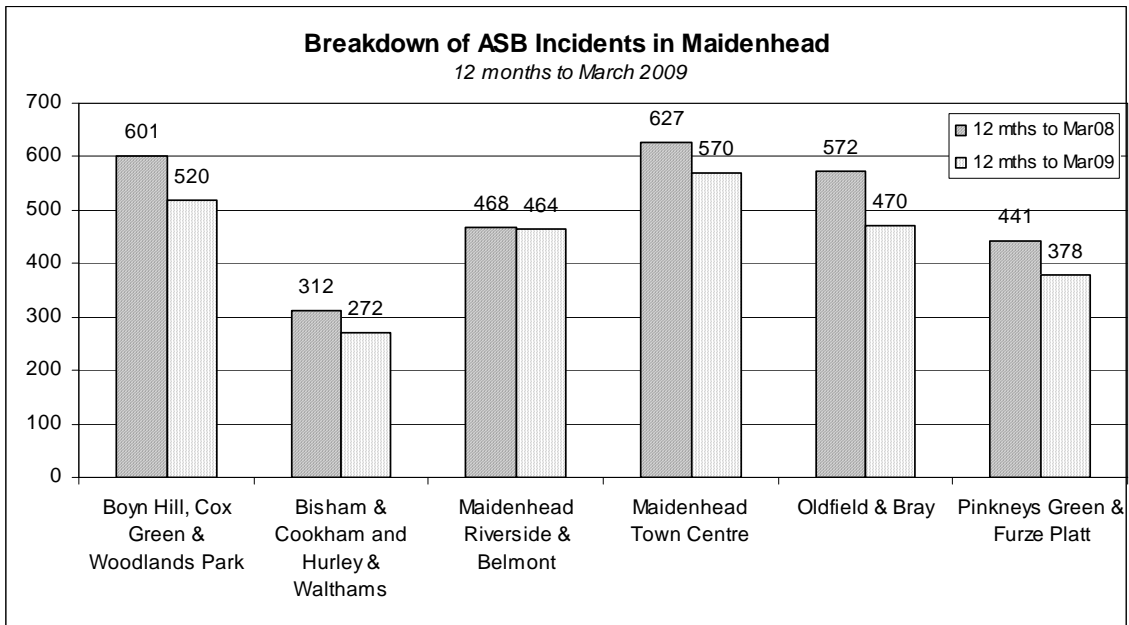
This graph illustrates the reduction in ASB across the borough compared to previous years. The pale blue line at the bottom shows 2008/09 so far, with figures gradually increasing since January 2009. There has been a 10% decrease in reporting of anti-social behaviour in the last year, compared to the previous year.



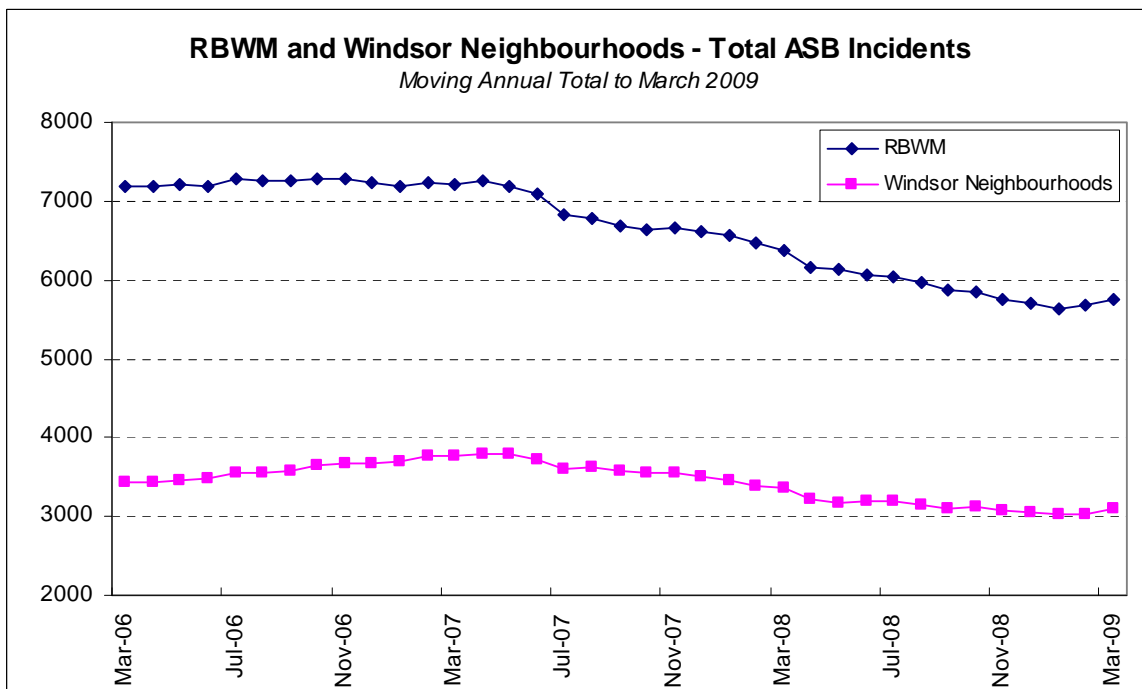
The graph below illustrates the levels of ASB in RBWM and Maidenhead from March 2006 to March 2009 – both have been falling steadily but increased slightly last month.



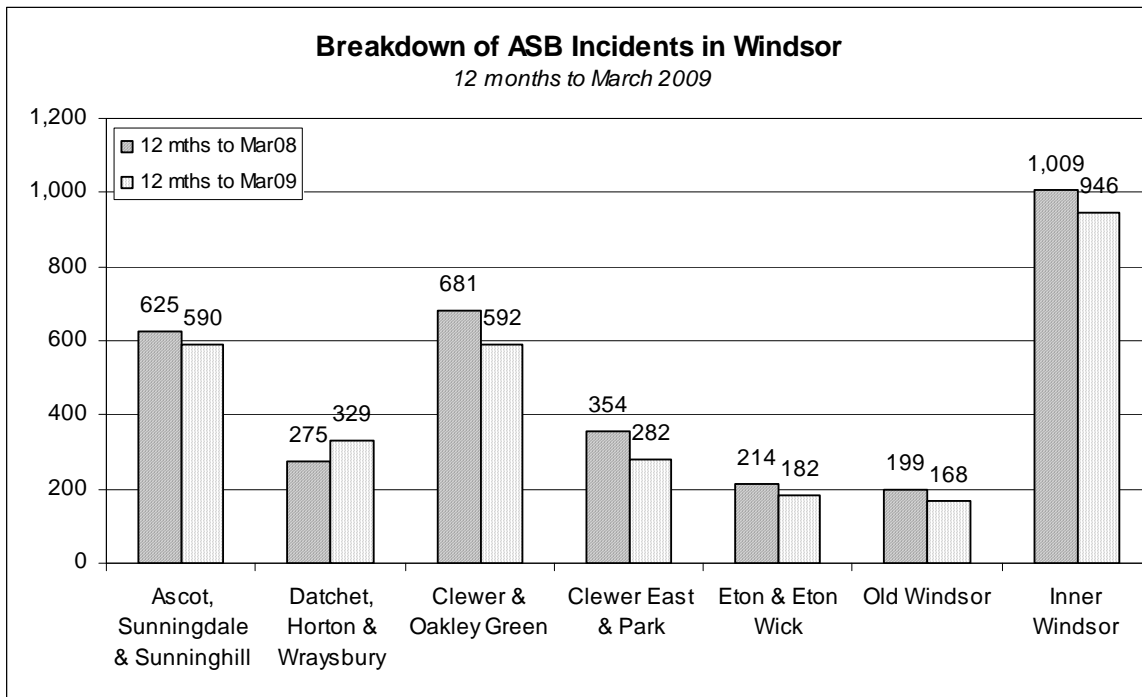
This chart shows the levels of ASB in each police neighbourhood in Maidenhead from April 2008 to March 2009. The figures are fairly evenly spread across the neighbourhoods, with Bisham, Cookham, Hurley and the Walthams seeing the lowest number of incidents. All of the neighbourhoods in Maidenhead have seen a decrease compared to the previous year (an 11% decrease overall).



The graph below illustrates the levels of ASB in RBWM and Windsor from March 2006 to March 2009 – again, both have been falling steadily but have increased slightly last month.



This chart shows the levels of ASB in each police neighbourhood in Windsor from April 2008 to March 2009. The figures in Windsor and Ascot are more acutely spread here, with Inner Windsor, Clewer and Oakley Green, and Ascot, Sunningdale and Sunninghill having the highest numbers of incidents. Eton and Eton Wick have the lowest number of incidents. Datchet, Horton and Wraysbury is the only neighbourhood which has seen an increase compared to last year. Figures for Windsor as a whole are 8% lower than last year.



#### 4. **CONSULTATION CARRIED OUT**

4.1 N/A

#### 5. **IMPLICATIONS**

##### 5.1 Financial

N/A

##### 5.2 Legal

5.2.1 The items contained within this report are in line with;

- Crime and Disorder Act 1998
- Anti-Social Behaviour Act 2003
- Licensing Act 2003
- Housing Act 2004

##### 5.3 Human Rights Act

None of the Convention Rights will be affected by this decision